

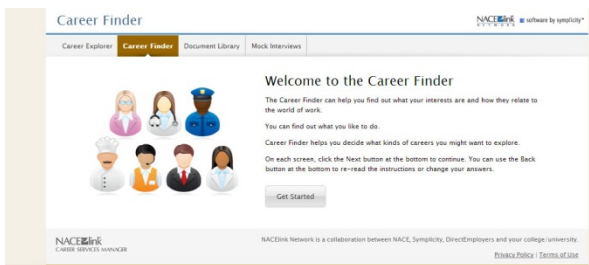
Instructions for *Career Finder* on DCL

Career Finder can help you find out what your interests are and how they relate to the world of work. In this assessment, you will answer a set of short questions (which takes approximately 5 minutes to complete). Once you are finished, a list of possible careers will be generated for you to explore based on your interests. Follow the instructions below to get started.

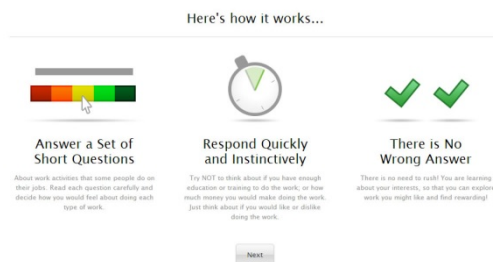
1. Log in to *MyCI*. Click on *Dolphin CareerLink*.
2. Go to *Resources* at the top of the page and click on *Career Finder*.



3. Click *Get Started*.

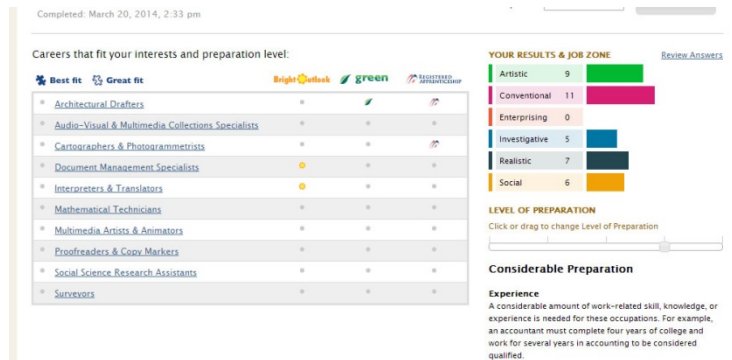


4. Read the instructions. Then click *Next*.



5. Answer each of the statements by clicking on one of the following options: *Strongly Dislike*, *Dislike*, *Unsure*, *Like*, *Strongly Like*.
6. After you have answered all of the questions, select how much preparation you are willing to do for your career.
7. Select a name for your profile and click *Submit*.

8. Review the list of careers that have been generated for you. Click on the job title for each occupation to learn more about the outlook, salary, skills, personality, and education associated with each job.



9. You can change the *Level of Preparation* bar on the right side of the screen depending on the amount of education you are planning on completing (e.g., Bachelor's Degree, Master's Degree, Ph.D., etc.).
10. If you have any questions about your results, drop by the the Career Development Center in Bell Tower 1548 to speak with a Career Resource Assistant or Counselor. Please visit our website (<http://www.csuci.edu/careerdevelopment/>) to view our Drop-In Counseling hours, or call us at 805-437-3270.