


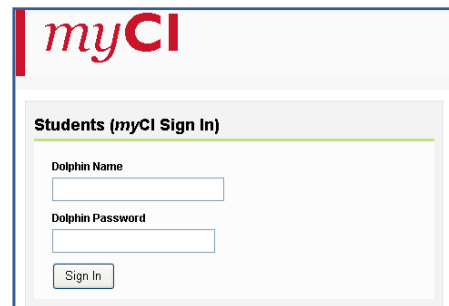


## How to View Quick What If Degree Progress Reports

A Quick What If Degree Progress Report outlines your graduation, general education and major requirements using internal and external course work "If" you changed your major.

1. Open your browser and go to <https://myci.csuci.edu> or connect through [www.csuci.edu](http://www.csuci.edu) and click on the myCI icon: 
2. On the sign-in page, enter your User ID and password to log in. Both are case sensitive.
3. Once you are logged into myCI, click on **CI Records** in the *My Account* section.
4. To view your Quick What If Degree Progress Report, click on the "Degree Progress" link under the Academic History Section
5. In the "Report Type" field, click on the down arrow (  ) to see a drop-down of Degree Progress Report.
6. Click on the "Quick What-If" button. This will direct you to the option page.
  - a. For each field, use the Search icon (  ) to find the appropriate field. SubPlan Override is not always used. Each field on the left must have a corresponding required term on the right (catalog year).
  - b. Click on "OK".
7. By selecting the Degree Audit tab, you will have the ability to view your Degree Progress information.



myCI

Students (myCI Sign In)

Dolphin Name

Dolphin Password

Sign In



Student Center

Academics

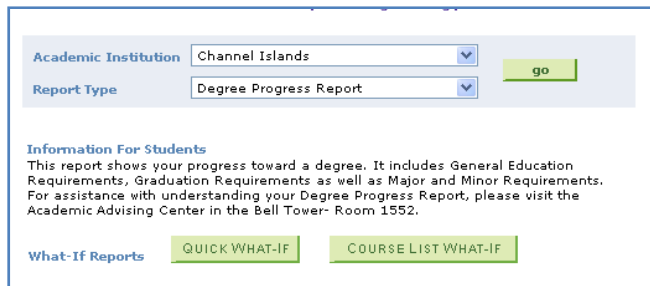
Enrollment  
[My Class Schedule](#)  
[Add a Class](#)  
[Drop a Class](#)

Academic History  
[Grades](#)  
[Degree Progress](#)

Deadlines URL

This Week's Schedule

Class
ENGL 106-01 LEC (1180)

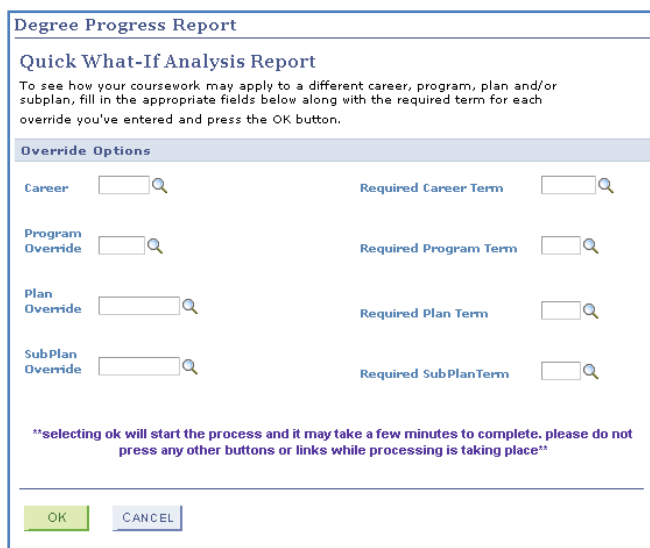


Academic Institution Channel Islands

Report Type Degree Progress Report

Information For Students  
 This report shows your progress toward a degree. It includes General Education Requirements, Graduation Requirements as well as Major and Minor Requirements. For assistance with understanding your Degree Progress Report, please visit the Academic Advising Center in the Bell Tower- Room 1552.

What-If Reports



Degree Progress Report

Quick What-If Analysis Report

To see how your coursework may apply to a different career, program, plan and/or subplan, fill in the appropriate fields below along with the required term for each override you've entered and press the OK button.

Override Options

Career <input type="text"/>	Required Career Term <input type="text"/>
Program Override <input type="text"/>	Required Program Term <input type="text"/>
Plan Override <input type="text"/>	Required Plan Term <input type="text"/>
SubPlan Override <input type="text"/>	Required SubPlanTerm <input type="text"/>

\*\*selecting ok will start the process and it may take a few minutes to complete. please do not press any other buttons or links while processing is taking place\*\*

**For assistance with understanding your Degree Progress Report,**  
 please visit the Academic Advising Center in the Bell Tower, Room 1595  
 or email us at [records.registration@csuci.edu](mailto:records.registration@csuci.edu)