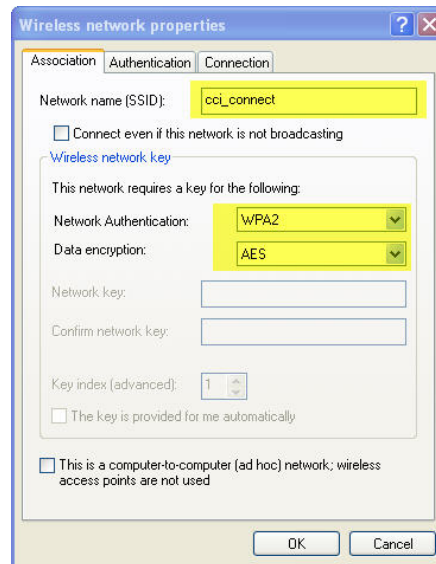
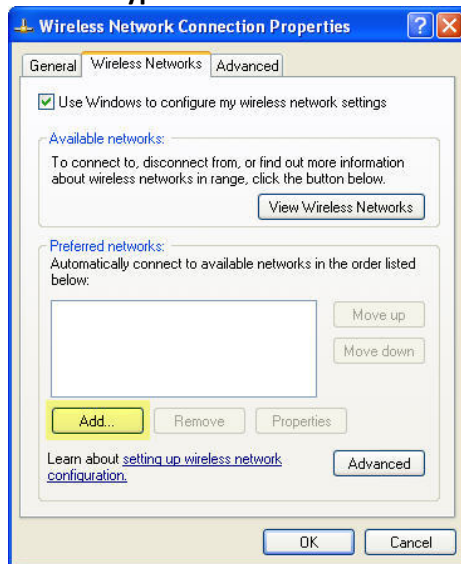


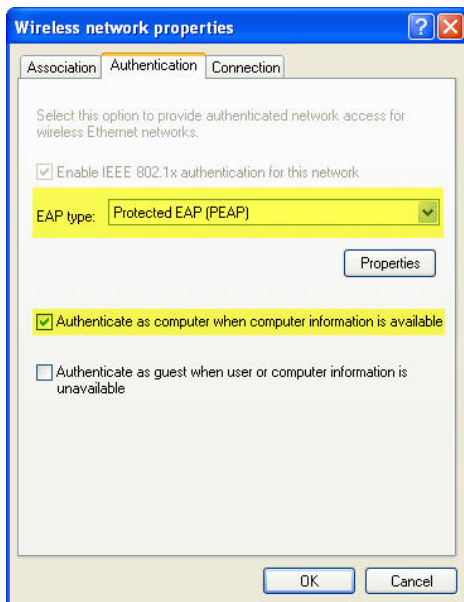
Wireless Setup on XP Using Windows Wireless Configuration Tool

**Requirements: SP3 or SP2 with required patch [KB893357](#)
Wireless Card with WPA2 capability**

- 1) Start → Settings → Network Connections
- 2) Right Click on “Wireless Network Connection” → “Properties”
- 3) Wireless Networks Tab → Add → Association Tab → Set:
Network Name (SSID): cci_connect
Network Authentication: WPA2
Data encryption: AES



- 4) Authentication Tab → Set:
EAP type: Protected EAP(PEAP)
Authenticate as computer when computer information is available: Checked
Authenticate as guest when user or computer information is unavailable: Unchecked



5) Properties → Set:

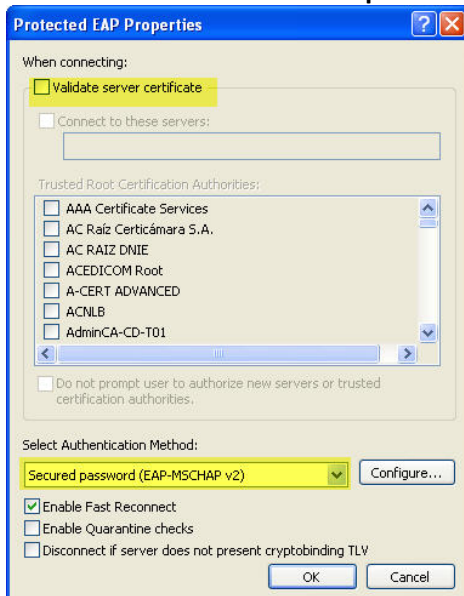
Validate server certificate: Unchecked

Select Authentication Method: Secured password (EAP-MSCHAP v2)

Enable Fast Reconnect: Checked

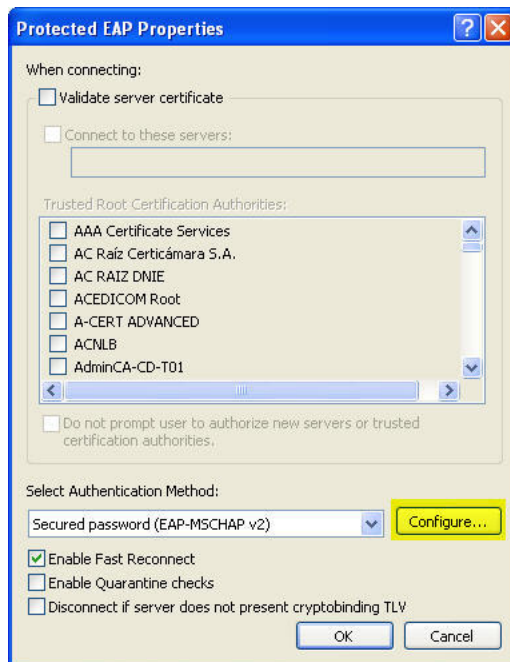
Enable Quarantine checks: Unchecked

Disconnect if server does not present cryptobinding TLV: Unchecked



6) Configure → Set:

Automatically Use My Windows logon Name and password (and domain if any): Unchecked



7) Click OK on all open dialogs.

8) A pop-up message will come up near the task bar. Click on it! If you missed it just wait a minute and it will come up again.



9) Fill in your User name and Password. Leave the Domain blank. → OK → You are done.



The image shows a Windows-style dialog box titled "Enter Credentials". It features a blue header bar with a close button (X) in the top right corner. Below the header is a graphic showing two laptops with a globe between them, connected by a green line. The main area of the dialog contains three input fields: "User name:" with the text "indy.valencia", "Password:" with ten black dots, and "Logon domain:" which is empty. Below these fields is a checkbox labeled "Save this user name and password for future use", which is currently unchecked. At the bottom of the dialog are two buttons: "OK" and "Cancel".

Enter Credentials

User name: indy.valencia

Password: ●●●●●●●●●●

Logon domain:

☐ Save this user name and password for future use

OK Cancel