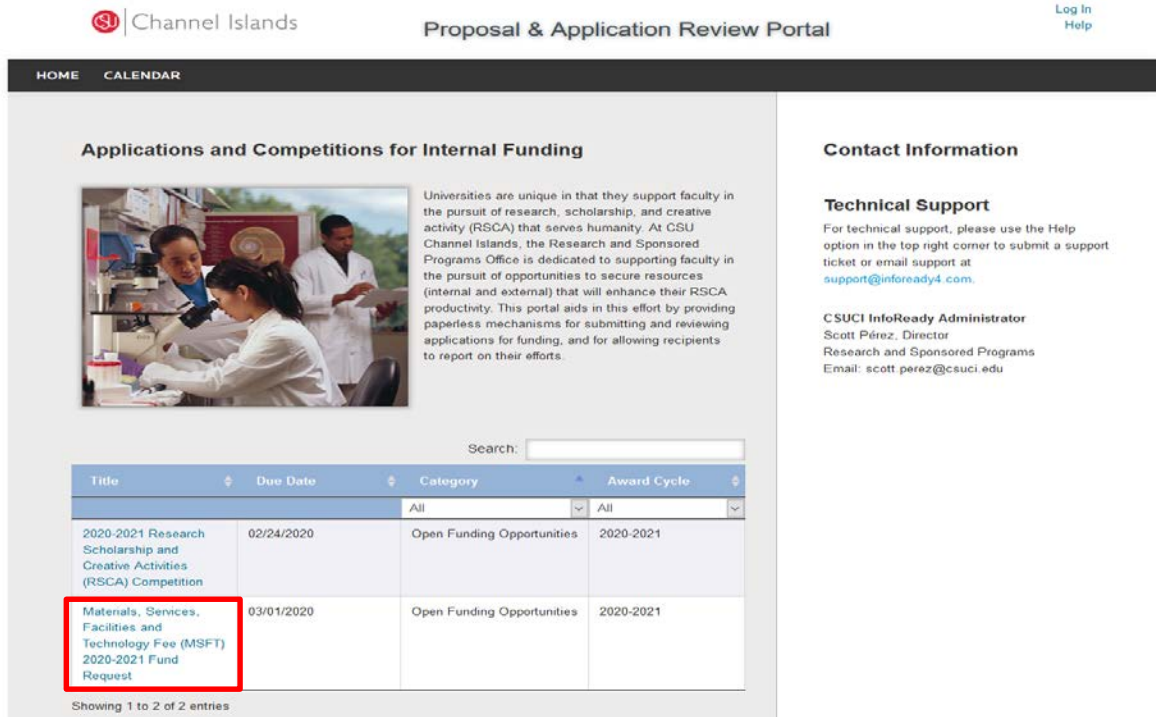


Procedures:

Applying for a Competition/Funding

1. To **Login** and **Apply** for a Competition/Funding. From the home screen, click on the competition title:



Channel Islands Proposal & Application Review Portal

HOME CALENDAR

Applications and Competitions for Internal Funding

Universities are unique in that they support faculty in the pursuit of research, scholarship, and creative activity (RSCA) that serves humanity. At CSU Channel Islands, the Research and Sponsored Programs Office is dedicated to supporting faculty in the pursuit of opportunities to secure resources (internal and external) that will enhance their RSCA productivity. This portal aids in this effort by providing paperless mechanisms for submitting and reviewing applications for funding, and for allowing recipients to report on their efforts.

Search:

Title	Due Date	Category	Award Cycle
2020-2021 Research Scholarship and Creative Activities (RSCA) Competition	02/24/2020	Open Funding Opportunities	2020-2021
Materials, Services, Facilities and Technology Fee (MSFT) 2020-2021 Fund Request	03/01/2020	Open Funding Opportunities	2020-2021

Showing 1 to 2 of 2 entries

Contact Information

Technical Support

For technical support, please use the Help option in the top right corner to submit a support ticket or email support at support@infoready4.com.

CSUCI InfoReady Administrator
 Scott Pérez, Director
 Research and Sponsored Programs
 Email: scott.perez@csuci.edu

2. The **MSFT Competition** will load. Click on the **MSFT APPLY** button under "Application Tools":



Channel Islands Proposal & Application Review Portal

HOME CALENDAR

Materials, Services, Facilities and Technology Fee (MSFT) 2020-2021 Fund Request

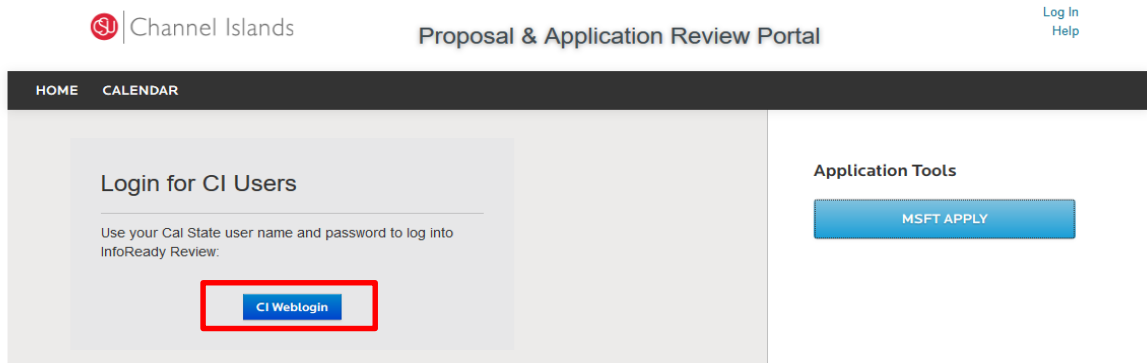
Internal Submission Deadline: Sunday, March 1, 2020
[ADD TO CALENDAR](#) 

Administrator(s): Jaqueline Connell (Owner)
Category: Open Funding Opportunities
Award Cycle: 2020-2021
Discipline/Subject Area: All Disciplines

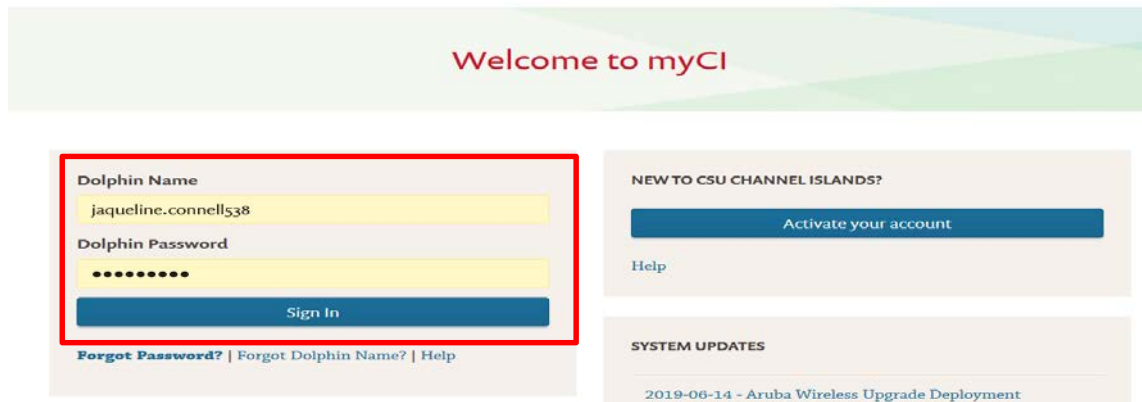
Application Tools

MSFT APPLY

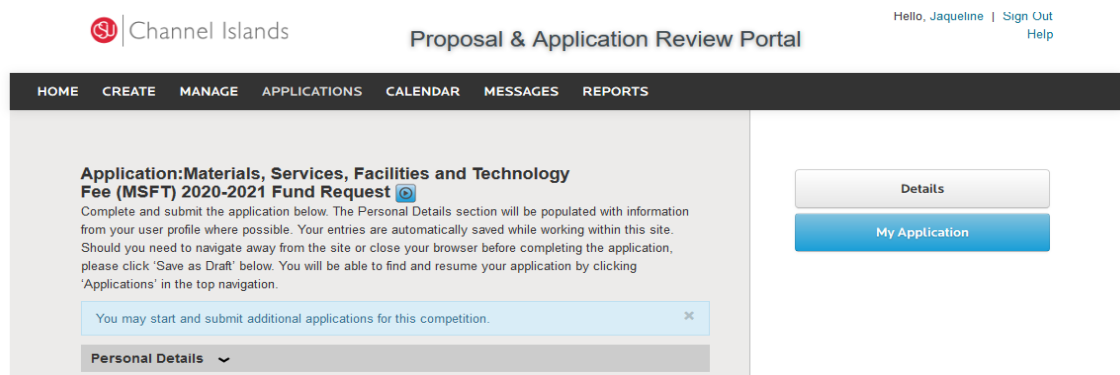
- The Login Screen will load. Click the **CI Weblogin** button. You may login using your normal myCI Login credentials:



- Click **Sign in**:



- The Application Form will load. **Complete the form as required.**



Click the **Submit Application** button to submit your application.

Note: once you click submit, you will not be able to revise your application so please ensure it is in its final version

You should receive a confirmation e-mail indicating that your application has been submitted.