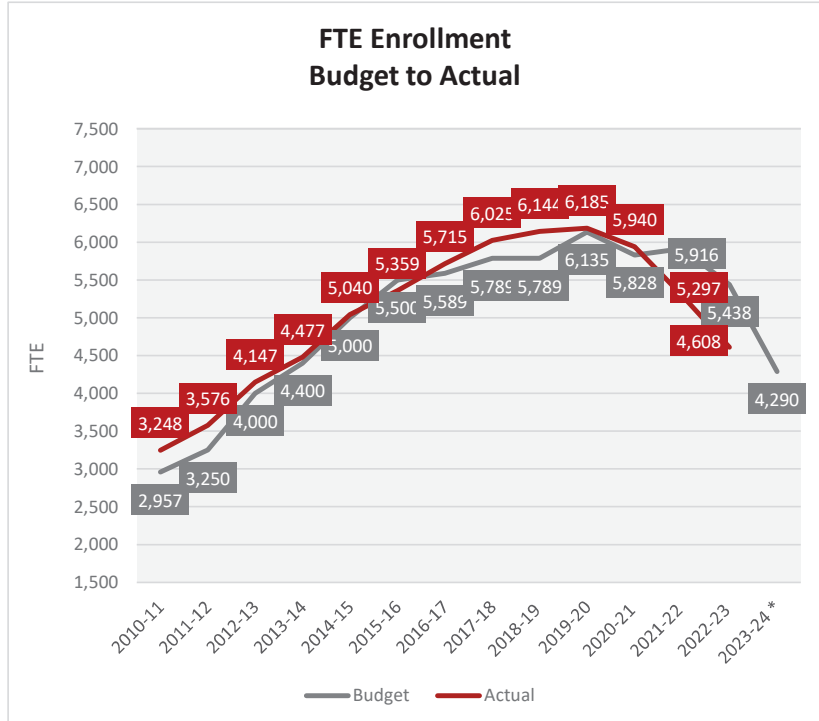
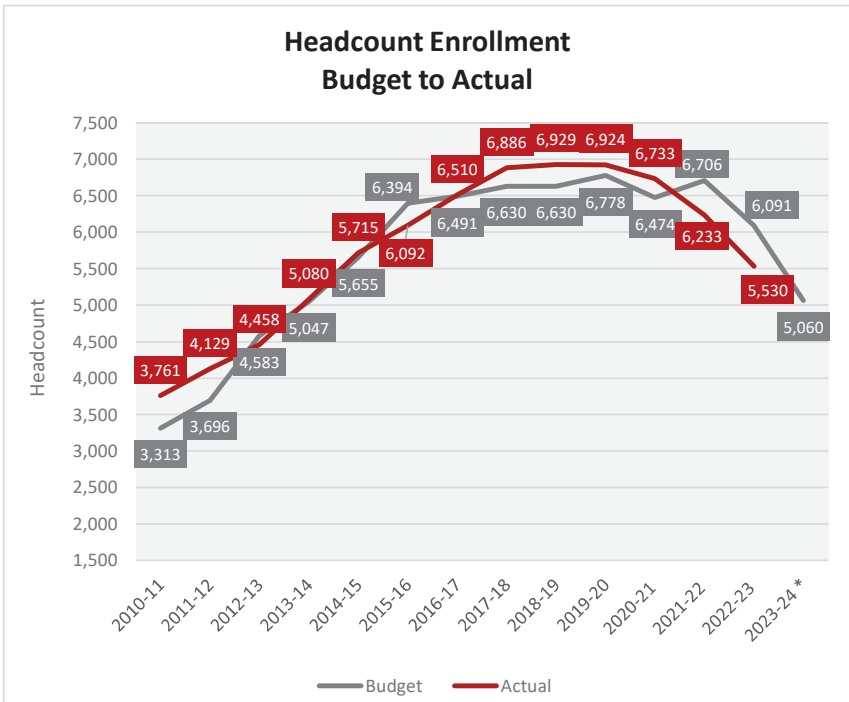


CALIFORNIA STATE UNIVERSITY CHANNEL ISLANDS
Appendix 4A - I
FTE AND HEADCOUNT ENROLLMENT
FISCAL YEAR 2023-24

	FTE		Variance
	Budget	Actual	
2010-11	2,957	3,248	291
2011-12	3,250	3,576	326
2012-13	4,000	4,147	147
2013-14	4,400	4,477	77
2014-15	5,000	5,040	40
2015-16	5,500	5,359	-141
2016-17	5,589	5,715	126
2017-18	5,789	6,025	236
2018-19	5,789	6,144	355
2019-20	6,135	6,185	50
2020-21	5,828	5,940	112
2021-22	5,916	5,297	-619
2022-23	5,438	4,608	-830
2023-24 *	4,290		-4,290

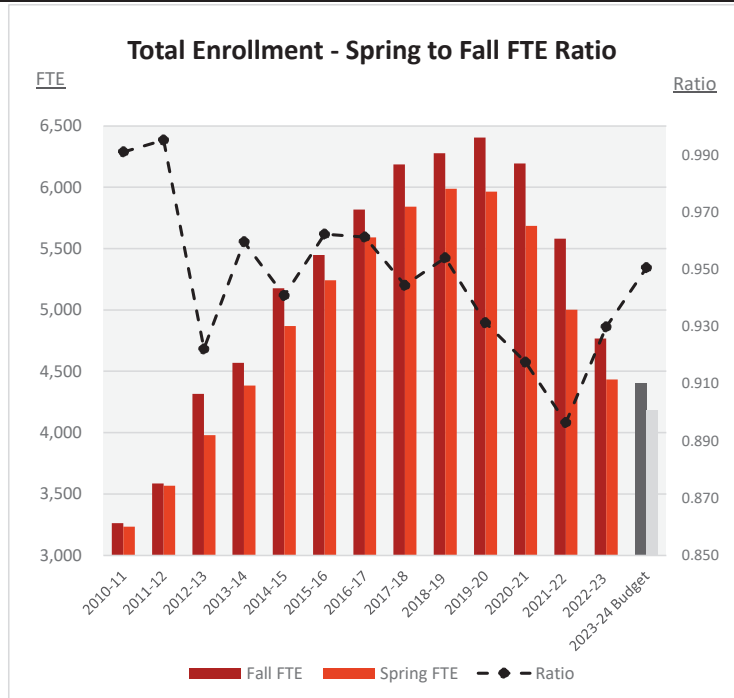


	Headcount		Variance
	Budget	Actual	
2010-11	3,313	3,761	448
2011-12	3,696	4,129	433
2012-13	4,583	4,458	-125
2013-14	5,047	5,080	33
2014-15	5,655	5,715	60
2015-16	6,394	6,092	-302
2016-17	6,491	6,510	19
2017-18	6,630	6,886	256
2018-19	6,630	6,929	299
2019-20	6,778	6,924	146
2020-21	6,474	6,733	259
2021-22	6,706	6,233	-474
2022-23	6,091	5,530	-561
2023-24 *	5,060		-5,060




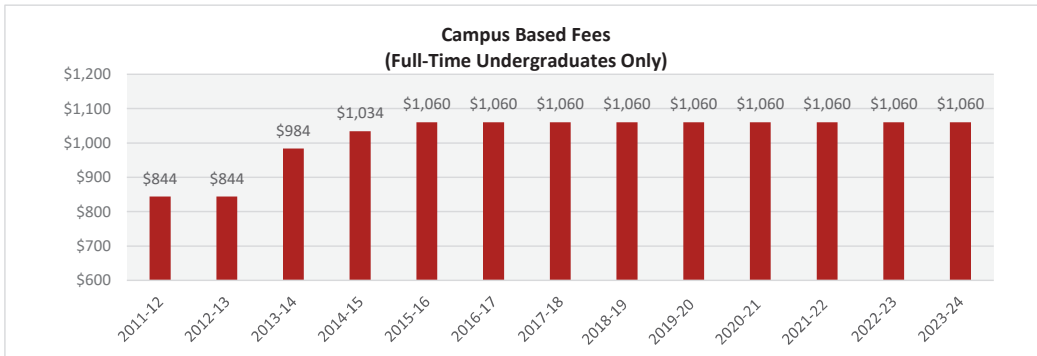
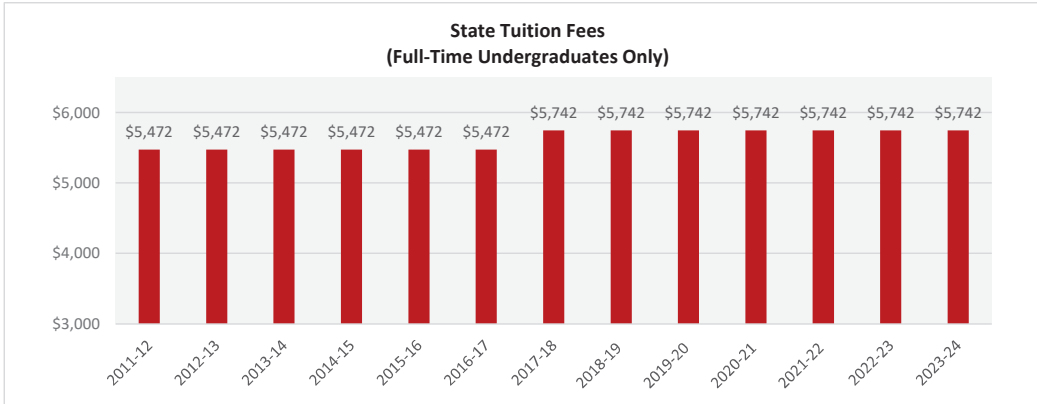
CALIFORNIA STATE UNIVERSITY CHANNEL ISLANDS
Appendix 4A - II
SPRING to FALL FTE RESIDENT
(Undergraduate and Postbaccalaureate)
FISCAL YEAR 2023-24

	Fall FTE	Spring FTE	Ratio
2010-11	3,262	3,233	0.991
2011-12	3,585	3,567	0.995
2012-13	4,315	3,979	0.922
2013-14	4,569	4,384	0.960
2014-15	5,176	4,869	0.941
2015-16	5,449	5,242	0.962
2016-17	5,818	5,592	0.961
2017-18	6,186	5,842	0.944
2018-19	6,277	5,988	0.954
2019-20	6,406	5,965	0.931
2020-21	6,195	5,684	0.918
2021-22	5,581	5,003	0.896
2022-23	4,768	4,433	0.930
2023-24 Budget	4,403	4,185	0.950



The ratio of Spring FTE to Fall FTE is used to assist with the projection of annualized FTE. Once Fall FTE is determined Spring FTE can be estimated. Coupling this estimate with the FTE/Headcount ratio in the previous chart allows for estimating annual fee revenue collections.

CALIFORNIA STATE UNIVERSITY CHANNEL ISLANDS
Appendix 4A - III
STUDENT TUITION AND FEES
FISCAL YEAR 2023-24



Fees by Unit Load Academic Year	TUITION		MANDATORY FEES		TOTAL FEES	
	<= 6.0	> 6.0	<= 6.0	> 6.0	<= 6.0	> 6.0
2011-12	\$3,174	\$5,472	\$844	\$844	\$4,018	\$6,316
2012-13	\$3,174	\$5,472	\$844	\$844	\$4,018	\$6,316
2013-14	\$3,174	\$5,472	\$984	\$984	\$4,158	\$6,456
2014-15	\$3,174	\$5,472	\$1,034	\$1,034	\$4,208	\$6,506
2015-16	\$3,174	\$5,472	\$1,060	\$1,060	\$4,234	\$6,532
2016-17	\$3,174	\$5,472	\$1,060	\$1,060	\$4,234	\$6,532
2017-18	\$3,330	\$5,742	\$1,060	\$1,060	\$4,390	\$6,802
2018-19	\$3,330	\$5,742	\$1,060	\$1,060	\$4,390	\$6,802
2019-20	\$3,330	\$5,742	\$1,060	\$1,060	\$4,390	\$6,802
2020-21	\$3,330	\$5,742	\$1,060	\$1,060	\$4,390	\$6,802
2021-22	\$3,330	\$5,742	\$1,060	\$1,060	\$4,390	\$6,802
2022-23	\$3,330	\$5,742	\$1,060	\$1,060	\$4,390	\$6,802
2023-24	\$3,330	\$5,742	\$1,060	\$1,060	\$4,390	\$6,802

Includes ASI Activity Fee, Student Union Fee, Health Facilities Fee, Health Services Fee, IRA Fee, Recreation and Athletics Fee and Materials Services Fee.

CALIFORNIA STATE UNIVERSITY CHANNEL ISLANDS

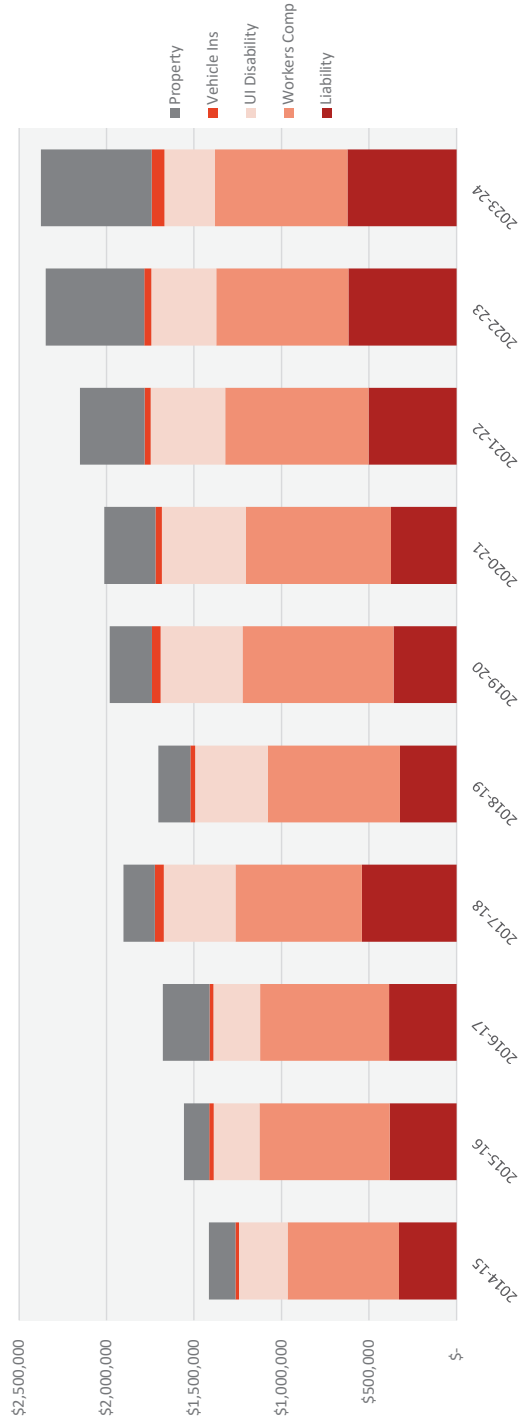
Appendix 4A - IV

CAMPUS-BASED FEE 10-YEAR HISTORY
FISCAL YEAR 2023-24

	2015-16	2016-17	2017-18	2018-19	2019-20	2020-21	2021-22	2022-23	2023-24	% Change 2014-15 to 2023-24	% Change 2022-23 to 2023-24
	Fee	Fee	Fee	Fee	Fee	Fee	Fee	Fee	Fee		
Associated Students Fee	\$75	\$75	\$75	\$75	\$75	\$75	\$75	\$75	\$75	4.0%	0.0%
Student Body Center Fee	\$162	\$162	\$162	\$162	\$162	\$162	\$162	\$162	\$162	0.0%	0.0%
IRA Fee - Baseline	\$60	\$60	\$60	\$60	\$60	\$60	\$60	\$60	\$60	8.3%	0.0%
IRA Fee - Athletics	\$70	\$70	\$70	\$70	\$70	\$70	\$70	\$70	\$70	0.0%	0.0%
Health Services Fee	\$95	\$95	\$95	\$95	\$95	\$95	\$95	\$95	\$95	0.0%	0.0%
Health Facilities Fee	\$3	\$3	\$3	\$3	\$3	\$3	\$3	\$3	\$3	0.0%	0.0%
Materials, Services, Facility & Technology Fee	\$65	\$65	\$65	\$65	\$65	\$65	\$65	\$65	\$65	7.7%	0.0%
Per Semester	\$530	\$530	\$530	\$530	\$530	\$530	\$530	\$530	\$530		
Annual	\$1,060	\$1,060	\$1,060	\$1,060	\$1,060	\$1,060	\$1,060	\$1,060	\$1,060		
\$ Change	\$26	\$0	\$0	\$0	\$0	\$0	\$0	\$0	\$0		
% Change	2%	0%	0%	0%	0%	0%	0%	0%	0%		

CALIFORNIA STATE UNIVERSITY CHANNEL ISLANDS
Appendix 4B - I
RISK POOL 10-YEAR PREMIUM HISTORY
FISCAL YEAR 2023-24

Risk Pool 10-Year Premium History



	2014-15	2015-16	2016-17	2017-18	2018-19	2019-20	2020-21	2021-22	2022-23	2023-24	2023-24 Annual % Increase	10-Year Average % Increase per Year
Liability	\$ 328,652	\$ 380,863	\$ 385,208	\$ 539,606	\$ 322,943	\$ 359,342	\$ 372,920	\$ 501,907	\$ 616,407	\$ 622,346	1.0%	8.9%
Workers Comp	636,413	745,186	737,768	723,074	755,243	864,316	832,294	819,821	756,392	756,905	0.1%	1.9%
UI Disability	277,470	262,215	266,177	410,191	415,547	467,004	479,273	426,706	371,638	289,343	-22.1%	0.4%
Vehicle Ins	20,851	25,241	22,220	51,395	27,506	50,444	36,829	34,307	40,017	74,672	86.6%	25.8%
Property	151,635	143,334	266,338	178,445	183,034	240,506	291,457	368,911	564,415	632,169	12.0%	31.7%
Total Premiums	\$ 1,415,021	\$ 1,556,839	\$ 1,677,711	\$ 1,902,711	\$ 1,704,273	\$ 1,981,612	\$ 2,012,773	\$ 2,151,652	\$ 2,348,869	\$ 2,375,435	1.1%	6.8%

CALIFORNIA STATE UNIVERSITY CHANNEL ISLANDS
Appendix 4B - II
CURRENT RISK POOL PREMIUMS
FISCAL YEAR 2023-24

		2023-24 Premiums											Total Self Supporting Funds		\$ Change
		Distribution of Risk Pool Premiums by Fund													
2022-23 Premiums	Campus Total	CSU Operating Fund	Student Union	Contract & Grants	Health Services	IRA	IRA - Athletics	Continuing Education	Housing	Parking	Lottery				
Liability	\$ 616,407	\$ 470,575	\$ 6,311	\$ 20,929	\$ 53	\$ 4,839	\$ 3,065	\$ 26,875	\$ 80,980	\$ 6,171	\$ 2,547	\$ 151,770	\$ 5,939		
Workers' Comp	756,392	657,861	27,433	6,917	4,786	41,080	12,181	4,246	99,043	513					
UI/Disability Insurance	371,638	251,481	10,487	2,644	15,704	1,623	37,862	0					(82,295)		
Vehicle Insurance	40,017	74,672	18,274										34,655		
Property	564,415	506,734							107,161			125,435	67,754		
Total Premiums	2,348,869	1,961,323	24,585	58,849	53	14,400	9,681	83,659	204,978	12,040	5,865	414,110	26,566		
Deductible Coverage	100,000	100,000	(Self-supporting funds plan for deductible coverage within their individual budgets)												

CALIFORNIA STATE UNIVERSITY CHANNEL ISLANDS
Appendix 4C - I
CAPITAL OUTLAY PROGRAM
FISCAL YEAR 2023-24

	2023-24 Capital Construction	2023-24 Infrastructure/ Energy/DM
Infrastructure Improvements		
North Campus Hydronic Loop		\$ 8,929,000
North Loop Electrical		2,000,000
Hazmat Abatement		1,000,000
		\$ 11,929,000
Energy Efficiency Projects		
		\$ 7,000,000
Deferred Maintenance (DM)		
Hydronic Valve Replacement		3,000,000
Roof Repair & Replacement		1,963,000
Entry Door and Window Replacements		\$ 1,000,000
CI Boating Center Maintenance Repairs		794,000
Electrical Upgrades		2,440,000
Road Repair		528,000
HVAC Replacement		1,600,000
		\$ 11,325,000
Total Capital Outlay Program (Current and Pending CO Funding)	\$ 85,933,000	\$ 30,254,000

CALIFORNIA STATE UNIVERSITY CHANNEL ISLANDS
Appendix 4C - II
DEFERRED MAINTENANCE
FISCAL YEAR 2023-24

DEFERRED MAINTENANCE	2023-24 CAMPUS BUDGET PLAN \$
FY23-24 Critical Projects Placeholder	\$ 200,000
Sightlines Strategic Capital Planning	29,500
Regulator Installation to Domestic Water System	65,000
Ojai Hall Refrigerant Condenser & Circulation Pump Replacement	25,000
Fire Alarm Devices Replacement	50,000
Fire Alarm Panel Upgrades	20,000
Backflow Devices Replacement	75,000
Aliso Hall Fountain	50,000
Aliso Hall Exterior Paint	250,000
Aliso Hall Restrooms Repair	50,000
Domestic Water Valve Replacement	150,000
Ironwood Hall Shop Restroom Repair	150,000
Maintenance Shops Roll Up Door Replacement	30,000
Rush Hall Variable Frequency Drive Replacement	75,000
Bell Tower Affinity Center Carpet Replacement	18,000
Subtotal - Infrastructure & Critical Repairs	\$ 1,237,500
Contingency/Other	87,500
Total	\$ 1,325,000

CALIFORNIA STATE UNIVERSITY CHANNEL ISLANDS

Appendix 4D DEFINITIONS

ALL FUNDS

Campus Operating Budget - also known as general operating budget, funded by state appropriations as well as student tuition and fee revenue for expenses and net assets related to state-supported instruction, related programs, and operations

Designated Operating Funds - also known as Category II Mandatory Student Fees and are campus-based fees

Lottery - a restricted fund to provide supplementary support aligned with an instructional purpose of students and are principally represented within five program categories - instruction, academic support, student services institutional support, and operations and maintenance of plant; funded by the California State Lottery

Auxiliary Organizations - separate legal entities that are not-for-profit and perform essential functions which the campus is not permitted to engage in or is otherwise difficult or burdensome for the campus; these are not supported by state funding (general fund appropriations); includes ASI, Foundation, and University Auxiliary Services

Site Authority - a public entity established by the state to provide site support and financing for the campus property in developing a community with both commercial and residential sites

Auxiliary Enterprises - self-support units that are not separate legal entities but generate revenue and operate from the collection of fees rather than taxpayer support; serves as supplemental support for activities integral to campus; includes Housing and Residential Education, Transportation and Parking Services, and Extended University

Reserve - also known as fund balance, funding that is accumulated annually and held and utilized for designated purposes as articulated by state law and CSU policy; sufficient levels of reserve are to sustain year-to-year consistency in all elements of the university's operations, build capacity for strategic program and capital investments, and cover unanticipated expenditures and limit the negative impact of cyclical state recessions

EXPENSES

Tenure Track Faculty - Assistant, Associate or full professors in the California Faculty Association bargaining unit, and consisting of job code 2360 and 2361

Department Chair - Tenure Track Faculty who have been designated as Department Chair of their program for a specific time frame in job code 2481 and 2482

Librarians - Tenure Track faculty specifically working to support library services to students

Lecturers - Non Tenure Track Faculty represented by the California Faculty Association

Management - Job classifications include Admin III, IV, V - President, Vice Presidents, Associate/Assistant Vice Presidents, Senior Directors

Non-Represented - Admin I, II and Confidential Employees

Represented Staff - Represents all employees represented by bargaining units - excluding faculty

Overtime - Pay for non-exempt employees that exceed 40 hours worked in a standard work week

Stipends Bonuses Allowances - Stipends to that cover collective bargaining agreements for specific job classifications

Student Assistants - CI Students hired to provide entry level work

Special Consultants - Short term contract employees

Shift Differential - Shift work pay for specific job classifications

Salary Pool - Funding for promotions, re-classifications

Benefits - Employee benefit costs including health, dental, retirement, etc.

General Operating Expense - All other non-salary and benefit related costs

REVENUES

Cost Recovery 948 - Reimbursement for costs related to other non-operating funds that were initially paid for from the operating fund. Examples include: costs to cover Payroll services for Extended University employees

CALIFORNIA STATE UNIVERSITY CHANNEL ISLANDS

**Appendix 4D
DEFINITIONS**

REVENUES (*continued*)

Cost Recovery Auxiliaries - Reimbursement for costs related to campus auxiliary organizations but paid for from the operating fund. Examples include: costs to cover travel reimbursement for auxiliary employees

Application Fee - Prospective students are required to pay a fee when applying to attend the university

Category IV Fees - Fees, other than Category II or III fees, paid to receive materials, services, or for the use of facilities provided by the university; and fees or deposits to reimburse the university for additional costs resulting from dishonored payments, late submissions, or misuse of property or as a security or guaranty