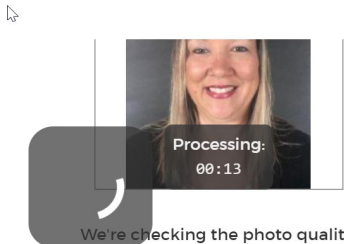








## Quick Tips for Online Photo Submission

 <p>A screenshot of a photo processing interface. It shows a woman's face in a photo frame. A dark gray box with a white checkmark and the text 'Processing: 00:13' is overlaid on the photo. Below the photo, it says 'We're checking the photo quality.' and 'You can go to the next step while we process your ID photo.' There is a blue 'NEXT' button at the bottom.</p>	<p>Please be patient. The system may take up to 30 seconds to process your photo.</p>
 <p>A screenshot of a photo submission interface. It shows a woman's face in a photo frame. Below the photo is an orange bar with the word 'INCOMPLETE' in white. Below the bar, it says 'This photo may not work well for an ID card.' and 'Please double check the photo requirements before submitting this photo.' There is a gray pencil icon in the bottom right corner of the photo frame.</p>	<p>An “Incomplete” message appears because you are still required to submit a picture of your government ID.</p> <p>If the system provides you with the message “this photo may not work well,” select the gray pencil icon  in the bottom right corner and select a better image.</p>
 <p>A screenshot of a photo submission interface. It shows a Social Security card with the name 'Ekho' and a signature. Below the card is a white box with a gray pencil icon. Below the box is a pink bar with the word 'PENDING APPROVAL' in white. Below the bar, it says 'This photo may not work well for an ID card.'</p>	<p>We ask that you upload a government issued ID that also includes your photo. A picture of your driver's license or passport will work. Social Security cards will not.</p>

<div data-bbox="435 201 630 237">You're Done!</div> <div data-bbox="409 268 659 516"></div> <div data-bbox="409 527 659 774"></div> <div data-bbox="409 779 659 800"><div>PENDING APPROVAL</div></div> <div data-bbox="337 827 730 873"><p>Your photo looks great. We'll send you an email if we need anything else.</p></div> <div data-bbox="440 892 639 966"><div>CHANGE PHOTO</div><div>SUBMIT &amp; SIGN OUT</div></div>	<p>If you follow the requirements and upload a photo of yourself and a photo of your government ID the incomplete message will change to a pending approval message.</p> <p>Select <div data-bbox="1023 497 1308 546">SUBMIT &amp; SIGN OUT</div></p>
<div data-bbox="461 1085 617 1123"> Channel Islands CALIFORNIA STATE UNIVERSITY</div> <div data-bbox="412 1163 607 1205">Thank you!</div> <div data-bbox="276 1249 745 1333"><p>Your photo has been submitted and will be reviewed soon. We will let you know via email if there is anything else you need to do.</p></div> <div data-bbox="284 1352 737 1436"><p>If you have any questions, please contact CSU Channel Islands at CSUCI Online Photo Submission &lt;onlinephoto@csuci.edu&gt;.</p></div>	<p>Once <div data-bbox="1003 1029 1289 1077">SUBMIT &amp; SIGN OUT</div> has been selected you will receive this message.</p>