

Keep this notice on site with you at all times.

Old Dairy

Review this provided written notification of the potential presence of asbestos/lead and understand that disturbing materials is prohibited, including but not limited to any roofing materials and paint, either in-place or on the ground, as they may contain asbestos and should not be disturbed.

Building materials containing asbestos and painted surfaces containing lead may be present within the Old Dairy buildings and location.

The scope of work for photo shoot shall not be allowed to include any activities that would disturb hazardous materials while traveling on University property and at the photo shoot location.

To prevent any possibility of exposure precautions should be taken to avoid disturbing the paint. Lead based paint is known to be present on interior walls and metal window frames. Do not drill, scrape, sand or otherwise damage lead based paint on building materials.

Surveys have been conducted identifying the presence and location of Asbestos Containing Materials (ACM). You shall not remove, disturb, pick up, scrape off, or attempt to renovate (e.g., drill into or saw) or repair materials known or suspected to contain asbestos.

Locations where ACM and or lead have been found are summarized in the table below

Building	Location	Asbestos Containing Material (ACM)
CI Park old buildings (Dairy)	Multiple areas	Roofing materials (may contain up to 70% of more asbestos), Floor tiles, Pipe Insulation, Window Putty, Exterior and Interior paint

2023 Annual Asbestos and Lead-based Paint Notification

The purpose of this letter is to notify all CSU Channel Islands lessees and employees that building materials containing asbestos and painted surfaces containing lead are present at this University. Surveys conducted have identified the presence and locations of these hazardous materials. Although many of you may have already received this information in the past, regulations require annual notification. To minimize the potential for disturbing these materials, it is important for lessees and employees to follow proper work practices.

ASBESTOS

Asbestos-containing materials (ACM) and presumed asbestos-containing materials (PACM) pose no threat to your health unless you breathe airborne asbestos fibers. Asbestos fibers can become airborne due to material aging, deterioration, or as the result of damage. Although asbestos conditions may vary, where ACM has been identified in state building surveys, they were generally observed to be in good condition, enclosed, encapsulated or of a type not likely to release asbestos fibers unless disturbed. Airborne asbestos levels in our buildings are much lower than those in industrial workplaces where serious health effects, such as lung cancer and asbestosis, have been observed. Additionally, sampling, surveys, and annual inspections of ACM are performed to monitor and correct any issue associated with material aging or deterioration.

Proper Work Practices:

- Avoid touching ACM or PACM on walls, ceiling, pipes or boilers.
- Do not drill holes, hang objects from wall/ceilings pipes or boilers.
- Do not disturb ACM or PACM when replacing light bulbs.
- If you find ACM or PACM that has been damaged, immediately report it to the Environmental Health and Safety Office as soon as possible. If you are uncertain if a damaged building material contains asbestos, or if a suspect building component must be disturbed, contact Environmental Health and Safety office. Do not disturb PACM or ACM regardless of its condition.

Locations in this University where ACM has been found are summarized in the table below and on the attached map. Any lessee/employee may also review other asbestos reports such as results of bulk sampling or air monitoring conducted at this University. All asbestos-related data is available for review during normal business hours at the Environmental, Health & Safety office.

LEAD-BASED PAINT

Lead-based paint poses a health threat if lead paint chips or dust are inhaled or ingested. Lead poisoning can result in a variety of serious health consequences including anemia, neurological and gastrointestinal problems. Lead-based paint in the renovated areas of our University is generally in good condition. However, to prevent any possibility of exposure, precautions should be taken to avoid disturbing this paint. If you are uncertain if damaged or deteriorating paint contains lead, report it to the Environmental Health and Safety office or Facilities Services.

Lead-based paint in this University is generally located on exterior metal building materials such as window and door frames, light poles, pipes and ladders etc. It may also be located on metal railings, old steam radiators, exterior beams, columns, and window shutters. Interior and exterior walls and window screens have been repeatedly tested and generally do not contain lead-based paint.

Proper Work Practices:

- Do not drill, scrape, sand or otherwise damage lead-based paint on building materials.

If you are unsure if a painted surface contains lead, and there is some reason that the surface must be disturbed, contact the Environmental Health and Safety office or Facilities Services.

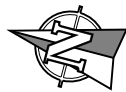
Updated information will be provided with this notice to each lessee/employee annually. If you have any questions or concerns, please contact the Environmental Health and Safety office at (805) 437-3550.

Summarized Asbestos Inventory

Building	Location	Identified Asbestos Containing Material (ACM)
Arroyo Hall	Multiple rooms, first and second floor	floor tiles beneath carpet, thermal pipe insulation (TSI) within walls, window putty (25 windows); wall and ceiling joint compound, roofing tar
Bell Tower (Includes BTE & BTW)	Building crawl space, roof	Soil under encapsulant, roofing tar
Powerhouse	Closet, bathroom, offices & rooms boiler tank, feed water pipe, fuel oil pipe, lower level	floor tile, transite pipe, vertical tank insulation, pipe fittings TSI, duct insulation with canvas wrap, heater door gasket, ground debris, roofing material
Broome North Wing	Unit, 80, 82, 83, pipe run room, ceiling & crawl space, side wall & crawl space beneath building	floor tile beneath carpet, TSI, beneath building, roofing, window putty
Broome South Wing	Unit 77, 83, ceiling & ceiling crawl space, duct above ceiling crawl space, & crawl space beneath building	floor tile, TSI, roofing, window putty
Chaparral Hall	Inside wall cavity of research lab, entry & hallways, roof	window putty, TSI inside wall cavity, mastic patching compound on roof, parapet wall sheeting
Courthouse	Mechanical room, basement and crawl space beneath building, building exterior	TSI inside wall cavity, window putty, exterior painted texture coating (former Unit 10)(encapsulated)
El Dorado	Northwest Offices	floor tile beneath carpet and mastic beneath carpet
Grand Salon	East side (back portion) of Grand Salon	floor, acoustical tiles, TSI inside wall cavity
Ironwood Hall	Former firehouse, work center and office areas	roof core materials, vent, HVAC & skylight mastic, cap sheet, wallboard, window putty, drywall compound, floor tile beneath carpet, TSI, cork board
Islands Café – North Portion	Upper roof	roofing felt, mastic, and patch,
Lindero Hall	Rooms and hallways, building exterior	no identified ACM in walls, ceiling, or flooring materials, exterior painted texture (encapsulated)
Madera Hall	Rooms 1813-1850 & 2812-2850 - windows	window putty
Maintenance Shops	Auto, plumbing, mason, carpenters, engineers, custodial, locksmiths, and electricians	floor tile, TSI, window putty, and wall texture (paint shop)
Paint Shop	Main steam valve, windows	TSI, window putty, wall mastic
Malibu Hall	Various rooms, lobby	floor tiles, insulation above water heater
Manzanita Hall	Windows (excludes 1st floor East Wing)	window putty
Napa Hall	Entire building	window putty, roofing mastic and felt, roofing tar and silver paint, fibrous flooring backing (beneath carpet)
North Quad Unoccupied Spaces	In 2022 & 2023, Some of these areas have been abated - the map will be updated to reflect this work when the "Gateway Hall" Project is complete. Various Units 41 - 66, kitchen, room, entry & stairway, HVAC room, plumbing access room, basement, mechanical room, ceiling crawl space; crawlspace beneath building	roofing, transite pipe & pipe fittings, floor tile, insulation, window putty; TSI and soil in crawl space beneath building
Placer Hall	Mechanical room / entire building	TSI / acoustic tile glue only (encapsulated), window putty, PACM in wall cavity
Sage Hall	Various corridors & rooms, roof, plumbing, HVAC system	TSI, floor tiles beneath carpet, roof patching
South Quad Unoccupied Spaces	Roof and rooms	roofing, floor tiles, window putty
Trinity Hall	Building exterior	exterior texture coating (former Units 9 and 14) (encapsulated)
University Dr. Steam Line	Utility Tunnel	TSI, soil
University Hall	Crawl space beneath building	soil under encapsulant
Central Mall	Transite Conduit - fountain vault to Bell Tower electrical room, Student union to Camarillo Street	buried transite pipe re-purposed as conduit for electrical wiring
Topanga Hall	Various rooms	floor tile, window putty
15 Camarillo Street	Building exterior west wall	Exterior texture coating

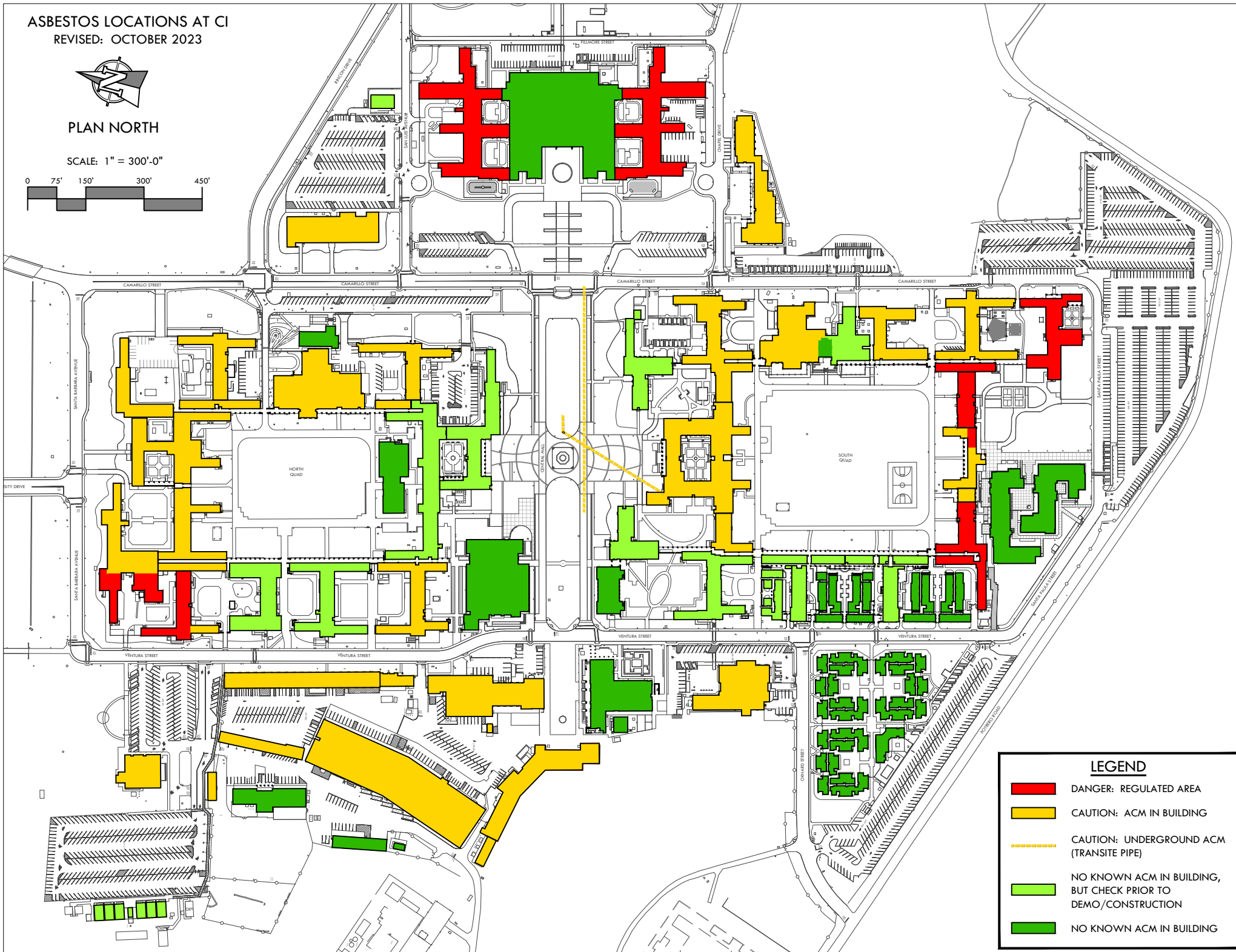
ASBESTOS LOCATIONS AT CI

REVISED: OCTOBER 2023



PLAN NORTH

SCALE: 1" = 300'-0"



LEGEND

- DANGER: REGULATED AREA
- CAUTION: ACM IN BUILDING
- CAUTION: UNDERGROUND ACM (TRANSITE PIPE)
- NO KNOWN ACM IN BUILDING, BUT CHECK PRIOR TO DEMO/CONSTRUCTION
- NO KNOWN ACM IN BUILDING

2023 Annual Asbestos and Lead-based Paint Notification

The purpose of this letter is to notify all CSU Channel Islands lessees and employees that building materials containing asbestos and painted surfaces containing lead are present at this University. Surveys conducted have identified the presence and locations of these hazardous materials. Although many of you may have already received this information in the past, regulations require annual notification. To minimize the potential for disturbing these materials, it is important for lessees and employees to follow proper work practices.

ASBESTOS

Asbestos-containing materials (ACM) and presumed asbestos-containing materials (PACM) pose no threat to your health unless you breathe airborne asbestos fibers. Asbestos fibers can become airborne due to material aging, deterioration, or as the result of damage. Although asbestos conditions may vary, where ACM has been identified in state building surveys, they were generally observed to be in good condition, enclosed, encapsulated or of a type not likely to release asbestos fibers unless disturbed. Airborne asbestos levels in our buildings are much lower than those in industrial workplaces where serious health effects, such as lung cancer and asbestosis, have been observed. Additionally, sampling, surveys, and annual inspections of ACM are performed to monitor and correct any issue associated with material aging or deterioration.

Proper Work Practices:

- Avoid touching ACM or PACM on walls, ceiling, pipes or boilers.
- Do not drill holes, hang objects from wall/ceilings pipes or boilers.
- Do not disturb ACM or PACM when replacing light bulbs.
- If you find ACM or PACM that has been damaged, immediately report it to the Environmental Health and Safety Office as soon as possible. If you are uncertain if a damaged building material contains asbestos, or if a suspect building component must be disturbed, contact Environmental Health and Safety office. Do not disturb PACM or ACM regardless of its condition.

Locations in this University where ACM has been found are summarized in the table below and on the attached map. Any lessee/employee may also review other asbestos reports such as results of bulk sampling or air monitoring conducted at this University. All asbestos-related data is available for review during normal business hours at the Environmental, Health & Safety office.

LEAD-BASED PAINT

Lead-based paint poses a health threat if lead paint chips or dust are inhaled or ingested. Lead poisoning can result in a variety of serious health consequences including anemia, neurological and gastrointestinal problems. Lead-based paint in the renovated areas of our University is generally in good condition. However, to prevent any possibility of exposure, precautions should be taken to avoid disturbing this paint. If you are uncertain if damaged or deteriorating paint contains lead, report it to the Environmental Health and Safety office or Facilities Services.

Lead-based paint in this University is generally located on exterior metal building materials such as window and door frames, light poles, pipes and ladders etc. It may also be located on metal railings, old steam radiators, exterior beams, columns, and window shutters. Interior and exterior walls and window screens have been repeatedly tested and generally do not contain lead-based paint.

Proper Work Practices:

- Do not drill, scrape, sand or otherwise damage lead-based paint on building materials.

If you are unsure if a painted surface contains lead, and there is some reason that the surface must be disturbed, contact the Environmental Health and Safety office or Facilities Services.

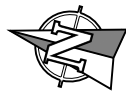
Updated information will be provided with this notice to each lessee/employee annually. If you have any questions or concerns, please contact the Environmental Health and Safety office at (805) 437-3550.

Summarized Asbestos Inventory

Building	Location	Identified Asbestos Containing Material (ACM)
Arroyo Hall	Multiple rooms, first and second floor	floor tiles beneath carpet, thermal pipe insulation (TSI) within walls, window putty (25 windows); wall and ceiling joint compound, roofing tar
Bell Tower (Includes BTE & BTW)	Building crawl space, roof	Soil under encapsulant, roofing tar
Powerhouse	Closet, bathroom, offices & rooms boiler tank, feed water pipe, fuel oil pipe, lower level	floor tile, transite pipe, vertical tank insulation, pipe fittings TSI, duct insulation with canvas wrap, heater door gasket, ground debris, roofing material
Broome North Wing	Unit, 80, 82, 83, pipe run room, ceiling & crawl space, side wall & crawl space beneath building	floor tile beneath carpet, TSI, beneath building, roofing, window putty
Broome South Wing	Unit 77, 83, ceiling & ceiling crawl space, duct above ceiling crawl space, & crawl space beneath building	floor tile, TSI, roofing, window putty
Chaparral Hall	Inside wall cavity of research lab, entry & hallways, roof	window putty, TSI inside wall cavity, mastic patching compound on roof, parapet wall sheeting
Courthouse	Mechanical room, basement and crawl space beneath building, building exterior	TSI inside wall cavity, window putty, exterior painted texture coating (former Unit 10)(encapsulated)
El Dorado	Northwest Offices	floor tile beneath carpet and mastic beneath carpet
Grand Salon	East side (back portion) of Grand Salon	floor, acoustical tiles, TSI inside wall cavity
Ironwood Hall	Former firehouse, work center and office areas	roof core materials, vent, HVAC & skylight mastic, cap sheet, wallboard, window putty, drywall compound, floor tile beneath carpet, TSI, cork board
Islands Café – North Portion	Upper roof	roofing felt, mastic, and patch,
Lindero Hall	Rooms and hallways, building exterior	no identified ACM in walls, ceiling, or flooring materials, exterior painted texture (encapsulated)
Madera Hall	Rooms 1813-1850 & 2812-2850 - windows	window putty
Maintenance Shops	Auto, plumbing, mason, carpenters, engineers, custodial, locksmiths, and electricians	floor tile, TSI, window putty, and wall texture (paint shop)
Paint Shop	Main steam valve, windows	TSI, window putty, wall mastic
Malibu Hall	Various rooms, lobby	floor tiles, insulation above water heater
Manzanita Hall	Windows (excludes 1st floor East Wing)	window putty
Napa Hall	Entire building	window putty, roofing mastic and felt, roofing tar and silver paint, fibrous flooring backing (beneath carpet)
North Quad Unoccupied Spaces	In 2022 & 2023, Some of these areas have been abated - the map will be updated to reflect this work when the "Gateway Hall" Project is complete. Various Units 41 - 66, kitchen, room, entry & stairway, HVAC room, plumbing access room, basement, mechanical room, ceiling crawl space; crawlspace beneath building	roofing, transite pipe & pipe fittings, floor tile, insulation, window putty; TSI and soil in crawl space beneath building
Placer Hall	Mechanical room / entire building	TSI / acoustic tile glue only (encapsulated), window putty, PACM in wall cavity
Sage Hall	Various corridors & rooms, roof, plumbing, HVAC system	TSI, floor tiles beneath carpet, roof patching
South Quad Unoccupied Spaces	Roof and rooms	roofing, floor tiles, window putty
Trinity Hall	Building exterior	exterior texture coating (former Units 9 and 14) (encapsulated)
University Dr. Steam Line	Utility Tunnel	TSI, soil
University Hall	Crawl space beneath building	soil under encapsulant
Central Mall	Transite Conduit - fountain vault to Bell Tower electrical room, Student union to Camarillo Street	buried transite pipe re-purposed as conduit for electrical wiring
Topanga Hall	Various rooms	floor tile, window putty
15 Camarillo Street	Building exterior west wall	Exterior texture coating

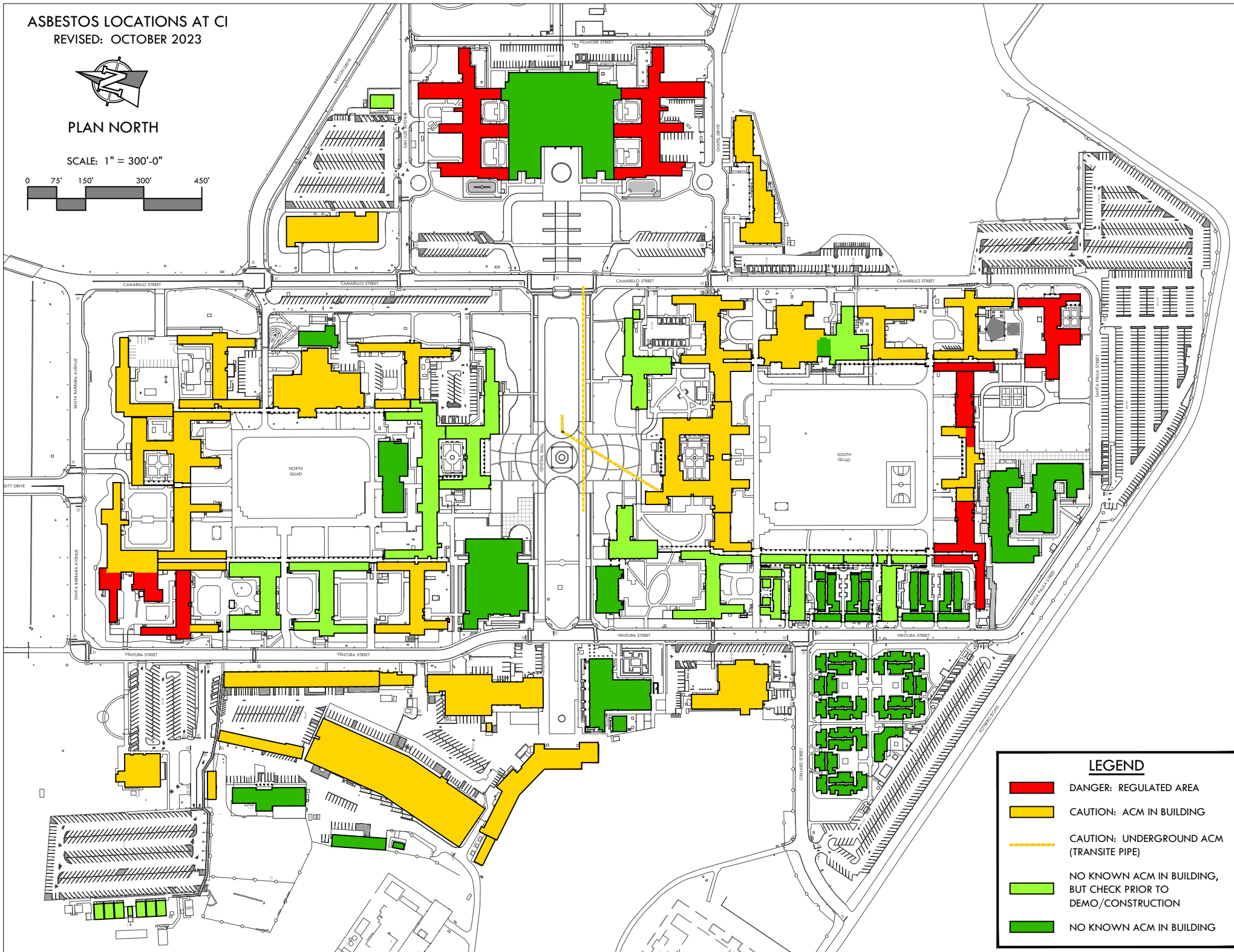

ASBESTOS LOCATIONS AT CI

REVISED: OCTOBER 2023



PLAN NORTH

SCALE: 1" = 300'-0"



LEGEND

- DANGER: REGULATED AREA
- CAUTION: ACM IN BUILDING
- CAUTION: UNDERGROUND ACM (TRANSITE PIPE)
- NO KNOWN ACM IN BUILDING, BUT CHECK PRIOR TO DEMO/CONSTRUCTION
- NO KNOWN ACM IN BUILDING