

How to View Your CI Academic Requirements Report (CARR)

The CARR is a student specific customizable electronic report that outlines General Education, Graduation, Major and Minor requirements for undergraduate students.

1. Open your browser and go to <http://myci.csuci.edu> or connect through www.csuci.edu and click on the myCI icon.
2. On the sign-in page:
 - a. Enter your Dolphin Name* (ex. first.last###)
 - b. Enter your Dolphin password*
 - c. Click on "Sign in" to log in.



Dolphin Name
ekho.dolphin001

Dolphin Password

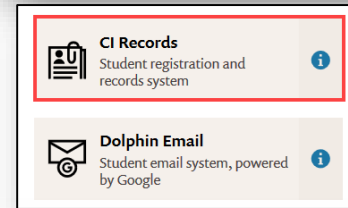
Sign In

[Forgot Password?](#) | [Help](#)

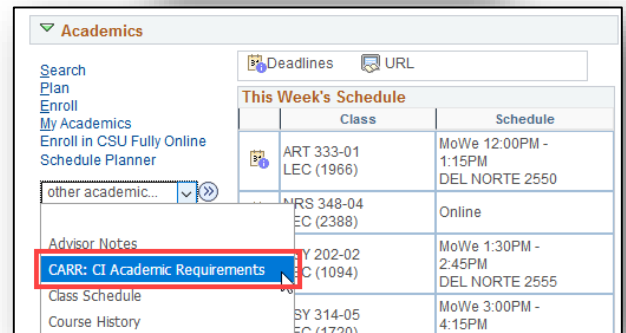
*Both are case sensitive.

Note: New students must click on the "Activate Your Account" link and follow the instructions.

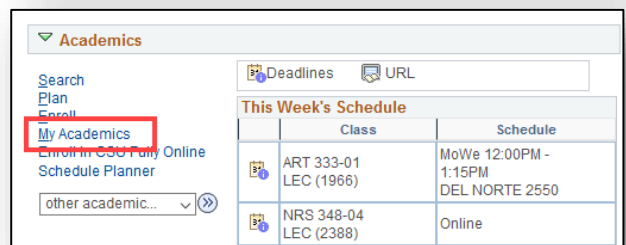
3. Once you are logged into myCI, click on **CI Records** in the *Services* section.



4. Once in the Student Center, there are two ways you can run your report. In the drop down menu, select "Academic Requirements" then click the arrow icon.

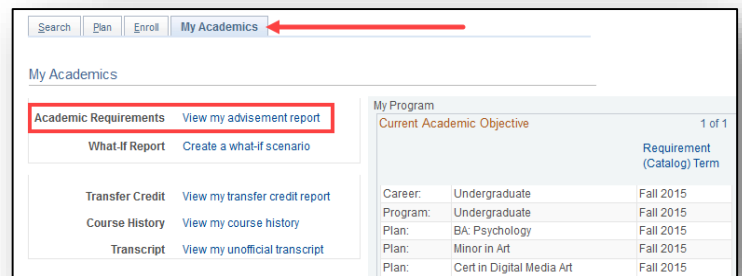


5. You may also click on the "My Academics" link. To view your CARR, click on the "View my advisement report" link in the "My Academics" tab. This will direct you to your academic requirements.



6. Review your CARR and ensure your coursework is fulfilling your General Education, Graduation, Major/ Minor requirements as expected.

7. For guidance on understanding your CARR, visit <https://www.csuci.edu/registrar/carr.htm>



For assistance in understanding your CI Academic Requirements Report (CARR),
Please visit the Academic Advising Center in the Bell Tower, Room 1595
or email registrar@csuci.edu